



Wood Words

The newsletter of the *Kansas City Woodworkers Guild*



LEADERSHIP:

OFFICERS

President: Kevin Thomas (816) 941-8865
President@kcwvwg.com

Vice President: Rob Young (785) 218-5636
Vicepresident@kcwvwg.com

Secretary: Gary Creek 913-262-7413
Secretary@kcwvwg.com

Treasurer: Jack Gregg (913) 287-0808
Treasurer@kcwvwg.com

DIRECTORS

Assets: Chuck Saunders (816) 729-3793
Assets@kcwvwg.com

Communication: Bill Johnston (913) 492-6942
Communication@kcwvwg.com

Membership: Derin Beechner (913) 226-8084
Membership@kcwvwg.com

Events: Tim Locke (816) 392-9889
Events@kcwvwg.com

Sponsorship: Derin Beechner (913) 226-8084
Sponsorship@kcwvwg.com

Training: Kara Paris (816) 682-5622
Training@kcwvwg.com

Programs: Bob LaDue (816) 761-7972,
Program@kcwvwg.com

ALSO

Library: Chuck Lynn (913) 888-6043

Newsletter Editor: Diana Rickel

Editor@kcwvwg.com

Webmaster: William Johnston
Webmaster@kcwvwg.com

Next Meeting: Wednesday, July 20, 2011
American Bench Planes and Other Tools
 — Don Kruse

Sawdust:

The Presidents Corner



I want to start off this month by thanking Doug Stowe for his time spent with us, a couple of weeks ago. Due to having to work, to support my hobby and other of life's necessities, I was unable to attend his two day, hands on workshop. I was able to stop by and check on everyone's progress, towards the end of the day Thursday. I was quite impressed with the boxes being turned out by the attendees. Absolutely splendid work. I was really looking forward to the class on Saturday on making a small cabinet. I wasn't disappointed.

Yes, I learned some tricks on building a small cabinet, as advertised. But more, was what I learned about Doug. This is a man with the heart of a woodworker and the soul of a teacher. Doug seemed to derive as much pleasure out of the passing along of knowledge as he did in the act of woodworking itself. This is the type of person we need more of in order to keep our craft alive. If you were able to make our June meeting, where Doug spoke of the concept of "Wisdom of the Hands", you had to scratch your head and wonder. Do kids actu-

ally learn better when their hands are involved?

This brings me to my favorite subject, of recent years, Education in woodworking. Since this is my column, I have the soapbox and I'm going to use it for a couple of minutes. One of the greatest losses, due to the litigious nature of our society, has been the disappearance of the Industrial Arts from our public schools. Some of my fondest memories from my journey from grade school up to junior high school were that of the shop classes. In fact, my three favorite teachers in my 7th grade year were Mr. Moeller, the metal shop teacher, Mr. Grun, the wood shop teacher, and Mr. Potts, the drafting teacher. Their job was to give young men the opportunity to learn with their hands. That's why I always looked forward to whatever shop class I had that day. You can tell these men made an impression on me if I can remember their names, oh so many years later.

There are still a few schools that still offer these types of classes. Our own Scott Engelman still fights the good fight at William-Chrisman High School in Independence. But I've heard other horror stories of shop classes that are all lecture and no hands on. Or even worse, no shop class at all.

SHOW YOUR MEMBERSHIP CARD FOR DISCOUNTS FROM OUR SPONSORS

	Schutte Lumber (816) 753-6262
	Woodcraft Supply (913) 599-2800
	Metro Hardwoods, Inc. (816) 373-1710
	American Grinding & Sales (816) 561-1776
	Overland Tool, Inc. 7905 Nieman Road, 66214 913-599-4044
	Merit Industries 913-371-4441 or 800-856-4441
	Santa Fe Glass All six locations 800-371-4527
	Strasser Hardware (816) 236-5858
	Woodline (800) 472-6950
	Würth Baer Supply Co Vernon Hills, IL 60061 (800) 944-2237
	White Crane Images Neal Shoger (816) 781-4000
	Wood By Design (913) 962-0159
	Andre's Tearoom 5018 Main St Kansas City, MO 64112 (816)-561-6484
	Eagle Jigs, L.L.C. 14221 Peterson Road Kansas City, MO 64149 816-331-6093
	Re-View 1235 Saline St N. Kansas City, MO 64116
	Custom Woods LLC 1-800-BUNKBED www.1800bunkbedkc.webs.com



Cedar Creek Sawmill
(913) 638-1173



Beaver Timber
3133 Merriam Lane, 64106
913-831-2518

Van-Ton Machine
John Van Goethem
913-631-1094

This is where I feel there is a void that we as a guild can help to fill. Many of you have some major woodworking skills just waiting for someone to share them with. Or you may be like me and be still learning, but have one or two things that you're good at that you can share. If you have that something to share, share it. Share it with your kids, grandkids, or just other guild members. We have a term for this sharing. It's called "mentoring."

Mentoring has always served an important purpose in the Kansas City Woodworkers' Guild. The free sharing of knowledge is what we're all about. I've noticed that since our membership has grown, so has our need for mentors. Many of our new members are new to the hobby and are out there looking for the knowledge that you may have. Because of this thirst for knowledge our Director of Training, Kara Paris, is looking to reinstitute the Guild's Mentor Program. The Mentor Program consists of a list of various members who have a certain skill or talent that they are willing to share at their home shop or the guild shop. This list will be available to the membership to contact. One of the favorites has always been box making with Jim McCord. Jim will open his shop to a couple of people at a time and share his wisdom on the art of box making. I regret that I have not made it to Jim's shop yet. But some day I hope to make that pilgrimage.

Back to the matter at hand, you are charged with making sure that our craft continues. Be that guy who has knowledge to share. Share it with kids and adults alike. It's your task to help to hook a whole new generation on the joys and frustrations of woodworking. You can't have one without the other. So if you're interested in being a part of the Mentor Program, contact Kara at training@kcwoodworkersguild.org. You'll be glad you did.

It's time for me to get down off this soapbox before I fall. So till next month,

I hope you're making sawdust!

Kevin

Doug Stowe Workshop

June 16, 17, 18, 2011

One Perspective by John Tegeler.



If you attended the KCWG monthly meeting on Wednesday, June 15, 2011, you had to come away with a different philosophy about your hands and how

they connect us with ourselves and the world around us. With us being woodworkers, that philosophy has even greater significance and meaning.

'The way to the brain, goes through the hand' was an expression used by Doug Stowe at the Wednesday night Guild meeting and again at the workshop on



Thursday, Friday and Saturday. Working with physical objects helps us test, investigate, formulate and see how things work in real world situations. That interaction with that object helps us make decisions, make corrections, reevaluate, make adjustments and come to conclusions.



On Thursday and Friday, we had a chance to put that philosophy to practice. Our session began with more pearls of wisdom from Doug on how our hands play a

critical role in how we communicate and interact with our surroundings. We started with making a 45 degree sled. Then the challenge began. We selected our wood. It was interesting to observe this process. Here were

grown men, touching, eyeing, matching and picking that special piece of wood for their box, that one box that



was going to be made today and tomorrow.

We ripped the wood to width and cut to length each unique piece of wood on our 45 degree sled. As we progressed along, we had to think through our process. What dimensions? How wide? How long? How tall? What kind of bottom? What kind of top? Are we going to key or not? If we do key, how many keys and where do I put them? I was amazed at the thought process that we go through when we do a simple project like a box. It seems to me we take it for granted all that is going on when we start a project.

Interaction with the box making process was only a start. Interaction with our classmates was very interesting. What do you think of this idea? What is your opinion? How would you do this? We found ourselves asking each other for opinions and views. Many helped others work through a process offering help and suggestions and frequently just lending moral support. So it was not just me and my box, it was me and my box and my fellow woodworkers. We were sharing and interacting with each other. Isn't this how we make friends?

The sawdust flew and so did the time. More shared wisdom, more questions, more problems, and more solutions came and went. Friendships developed and our boxes started looking like boxes. Finally, as the two day session came to an end, we had our own 'show and tell'. I was

taken aback at the variety of boxes. There was not one box that was not unique. We all had made a box that was special. We picked the wood, we shaped the box, we made mistakes, we solved problems, we figured, we measured, we made friends, and we had a good time.

I believe I have always had a philosophy of wood, but I must thank Doug Stowe for pointing the way to help me understand it better. I think I better recognize why my

shop means so much to me. I have new friends. I have a special box that captures everything that happened those two days that I will long remember. That box will set in my shop right along with my first box that I made. For anyone who inquires about that box, I will stop what I am doing and tell them the story of my two days in June 2011.

You can contact John Tegeler at johnteg@hotmail.com

The Plans Collection in the Library



Your library staff is expanding our library's collection of plans. They are available to you in the lateral file cabinets in our library. Our collection includes plans clipped from magazines as well as commercial plans. They may be checked out.

The plans have been divided into categories such as Boxes, Decorative Items For The Home, Projects For Children, Projects For Your Shop, Furniture For The Home, Tables, Bookcases, Outdoor Projects and even a few Wood Lathe Projects. Plans are a great source of inspiration for that next project (trebuchet, anyone!) and studying plans is a good way to pick up how-to knowledge.

If you have plans you would be willing to donate to our collection please bring them to the next meeting.



Special Interest Groups - SIGs

Hand Tool SIG - meets monthly on the fourth Sunday from 2:00 to 3:30 pm.

Robert Young, rwyoung@ieee.org, 785-218-5636

CNC Sig - meets monthly, first Tuesday, 7:00 pm

Bill Johnston, Johnston@everestkc.net

Shopsmith SIG - meets monthly, first Sunday, 2:00 pm

Chuck Saunders, goberdog@gmail.com

Scroll Saw, meets monthly, second Wed, 7:00 to 8:30 pm

David A. Roth (913) 338-33 chefroth@everestkc.net

All meetings are held at the shop, with few exceptions. However, if a workshop conflicts, the SIG is likely to be cancelled or rescheduled. It would be good to verify the date and time.

Potential SIG groups – which need someone to organize them

Carving

Wood finishing

Furniture repair and restoration

Machinery restoration

Programs 2012

Jan 18 — Annual Safety Program

Feb 15 — Wood Working 101: Handtools

Mar 21— Wood Working 101: Wood selection for Projects and layout

Apr 18 — Wood Working 101: Power Tools

May 16 — Round Robin: Dovetails and Box Joints

Jun 20 — Nationally known speaker—TBA

Jul 18 — Wood Working 101: Joinery

Aug 15 — Wood Working 101: Adhesives

Sep 19 — Wood Working 101: Finishing, sanding, scraping, sealing, staining.

Oct 17 — Commercial presentation: TBA

Nov 21 — Benches, jigs and fixtures

Dec 19 — Annual holiday party

Note we will be offering six basic wood-working programs for beginning and minimally experienced woodworkers. There will be three projects which can be built, using the skills taught in these programs. First would be a small jewelry box, the second a larger tool box and the last a small table or nightstand. The projects will be mentored by Guild members. The people who complete their projects by at least the December meeting will receive recognition from the Guild. Please see future newsletters for more details.

The joinery program will be a “round robin” type, with benches and tool set-ups around the shop for people to mingle

and visit each station to learn more about box and dovetail joints. There are several ways to cut each joint, and we hope to have about 7 to 8 stations, with 10 minute demonstrations repeating about six times.

Your article could have been here

Kansas City Woodworkers' Guild

Increase your Woodworking skill and knowledge



Proudly Presents ... July Events Roubo Workbench Clinics & Boxes Class and Workshops

Roubo Workbench (Free) Clinic with

Kevin Thomas & Rob Young

There will be 3 sessions for the Workbench Clinic come to one or come to all! Saturday, July 9, Saturday July 23, and Saturday, August 6, all starting at 9:00 AM.

Finger Joint Tray Workshop w/ Scott Englemann

The finger joint is a strong, interlocking corner joint that adds a decorative touch to our custom boxes. For boxes 5" or less in height, we recommend this joint. It is a little more difficult to make and requires that we use our [Woodrat joinery machine](#) which takes skill and accuracy. For this we charge extra for applying this style to our [custom wood boxes](#).

Saturday, July 16, 9:00 AM to 12:00 Noon. Tuition \$40 plus \$10 materials fee. Space is limited so please sign up with Kara Paris ASAP! training@kcwoodworkersguild.org



Triple Box Class with Ron Lomax

This is a 10 week class, 3 hours per night, Tuesdays, Starting July 19, 6:30 PM to 9:30 PM. Ron is using the Doug Stowe Making boxes book as a guideline for the class and instruction. The tuition for class is \$130.00 materials fees \$ 30.00. Wooden boxes are one of the best ways to learn basic woodworking. In a few short hours, you can make boxes for gifts or to sell that may be treasured for a lifetime. Whether you are a beginning woodworker or have years of experience, the things you learn from making boxes will advance all your woodworking skills, leading to greater accuracy and creativity in every woodworking project. Space is limited so please sign up with Kara Paris ASAP!

training@kcwoodworkersguild.org

Bandsaw Box Workshop W/John Tegeler

Come and learn how to use the bandsaw to Make a puzzle bandsaw box.

Friday, July 29, 10:00 AM - 4:00 PM OR
Saturday, July 30, 10:00 AM - 4:00 PM .

Limited Space Available.


Tuition \$60.00 Materials \$ 15.00

Space is limited so please sign up with

Kara Paris ASAP! training@kcwoodworkersguild.org



Able assistance provided by Christina Gault and Neal Shoger! This page would not have been possible without their assistance!




Bill Nagle—Red oak bowls and truck with clock



Scott Engleman — Double bladed canoe paddle 7.5 ft, made with western red cedar, fiberglass, epoxy resin and poly rope. Norwegian beer bowls turned of red oak, hard maple, and soft maple. Bowls done with Englemann’s Secret Finish



Carl Luchies—Tool tote, mortise and tenon, urethane finish.




Terry VanDyke— flag case with French cleat for hanging, cherry with water based finish.




Mark Medlin boxes, humidor (above) and box (below). Humidor with bubinga, wndge, Spanish cedar, ambrosia maple, curly maple and walnut and tile as heat sink, finished with Danish oil and steel wool.



John Van-Goethem— Roller stand, 5 gallon weighted bucket, mounted on casters.



John Tegeler Bell tower toy, pine with acrylic colors



Jim Ramsey—mirrored bandsaw boxes, maple and oak



Jim McCord - maple and walnut boxes



General Meeting Programs

- July 20 – Antique Tools – Don Kruse
- Aug 17 – Making Claw Feet – Calvin Hobbs
- Sep 21 – Woodmaster Tools – Barry Bland
- Oct 19th – To Be Determined
- Nov 16th – Inlay projects – Jim Ramsey
- Dec 21 – Holiday Party

Coming Programs and events

We have a many special events planned this year!
Too many to list here, so stay “tuned”.

- July 20 – Antique Tools with Don Kruse
- August 17 – Making Claw Feet with Calvin Hobbs



Triple Box Class

This is a 10 week class, 3 hours per night, Tuesdays, Starting July 19, 6:30 PM to 9:30 PM. The tuition for class is \$130.00 materials fees \$ 30.00.

Calendar

Leadership Meetings, 7:00pm, 3189 Mercier, Kansas City, MO 64111-3631—map at www.kcwwg.org

Guild meetings, 7:00 pm 3189 Mercier, Kansas City, MO 64111-3631, come at 6:15 to share and visit.

Executive Meetings 2011 Guild Meetings

Jul 6	Jan 4	Jul 20	Jan 18
Aug 3	Feb 1	Aug 17	Feb 15
Sep 7	Mar 7	Sep 21	Mar 21
Oct 5	Apr 4	Oct 19	Apr 18
Nov 2		Nov 16	
Dec 7		Dec 14	

Free Clinic

Roubo Workbench—Saturday, July 9, Saturday July 23, and Saturday, August 6, all starting at 9:00 AM.

Workshops

Finger Joint Tray Workshop

Saturday, July 16, 9:00 AM to 12:00 Noon. Tuition \$40 plus \$10 materials

Bandsaw Box Workshop

Friday, July 29, 10:00 AM - 4:00 PM OR Saturday, July 30, 10:00 AM - 4:00 PM .

Kansas City Woodworkers Guild
3189 Mercier
Kansas City, MO 64111-3631