



Wood Words

Kansas City Woodworkers Guild www.kcwoodworkersguild.org

Volume 21 Issue 1

February 05

Guild Meetings:
Jacob's Well Church,
1617 W. 42nd St.,
KC Mo. 64111

**2005 Dues can begin
being paid this month
thru the end of Feb
2005**

DIRECTORS-OFFICERS:

President: Wayne Wainwright
816 453-1073
wwrig@kc.rr.com

Vice President: Wayne Suter
816 628-4602
wlsuter@earthlink.net

Secretary: Dave Roth
913 338-2433
chefroth@everestkc.net

Treasurer: Paul Twenter
816 781-9407
paul@twenter.com

Events: Mike Jones
816 204-6406
sportsturf@kc.rr.com

Communication: Brian Kemp
816 455-8892
b.kemp@earthlink.net

Sponsorship: Neal Shoger
816 781-4000
nrshoger@swbell.net

Membership: Terry Stair
816 765-7296
tandkstair@aol.com

Training: Ken Sokol
913 441-6060
kensokol@yahoo.com

Education: Chuck Slagle
913 402-8336
slaglecs@earthlink.net

Video
Don Kruse

Books
George Rexroad

Editor/Web:
Wayne Wainwright

January Raffle: Chris will have his usual assortment of fine tools!

Please thank sponsoring members; noted below for supporting our Guild.

Next Meeting Wed. January 19th, 7 PM

Program: Creative Routing techniques with Gene Caples

Sawdust: The Presidents Corner

Wayne Wainwright



Was that a great Christmas party or what? Thanks to Mr. & Mrs. Chuck Slagle who coordinated our food, Mr. And Mrs. Paul Twenter for our anniversary cake and Chris Kuzzle for the gift everyone received.

A big hearty thank you also goes to the entire leadership team for their efforts in planning and coordinating the event. The feedback I have received has been very positive.

I would like to give a special thanks of course to all of our members, because if it were not for you, this event would not have happened at all.

My wife and I personally enjoyed the party, (of course it did not hurt that

my wife won a raffle prize), and are already looking forward to next year.

2004 has been an interesting year for the Guild.

We made headway in a number of planned areas as outlined last month and are well on our way to having a super 2005 as well.

Another year has gone by and already we think of the future, but isn't that how it should be?

Volunteers are needed!

The Kansas City Remodeling Show is being held February 11th-13th this year and the Woodworking Show is March 4th - 6th.

These are the most successful venues we have during the year and as usual, volunteers will get in for free. Please let Mike Jones know if you are interested in being a volunteer.

Your \$25 dues for the 2005 membership year can be paid starting with the January meeting. Please see Paul Twenter to make sure you don't lose out on benefits this year.

PLEASE PATRONIZE OUR
SPONSORING MEMBERS



Paxton Woodcrafters
(816) 483-0659



PlansNow
www.PlansNOW.com



Schutte Lumber
(816) 753-6262



Turn-About-Wood
(816) 587-3195



Woodcraft Supply
(913) 599-2800



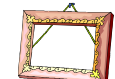
Elmwood Reclaimed Timber
(816) 532-0300



Professional Tool Mfg LLC
(913) 599-2800



Accent Merchandising
(816) 635-5792



The Framery
(913) 831-9411



Strasser Hardware
(816) 236-5858



Liberty Hardwoods
(816) 231-0852



Wood By Design
(913) 962-0159

On that note, we are already working on ways to enhance your membership benefits, so keep an eye open as the year goes on.

We had been planning a trip to Amana in the fall, however after talking to the Amana people, it was determined we would not be able to get the kind of benefit we would expect as a Guild, therefore we will select an alternate trip. More on this later in the year.

According to our By-Laws, several positions will need to be voted on this year. A slate is being developed and you will hear more on that in March. If you have an interest in participating on the leadership team in 2005, now is the time to let us know so you can be added to our Leadership Development rolls.

The new year is always an exciting time for us. As new members join and the Leadership team develops a new direction for the organization, we have the potential to see growth in many different areas. 2005 will see a lot more participation in the decision making process for you the membership. Watch for surveys and questionnaires that seek to get your input on how we should proceed. What you think will count so do not let the opportunity pass you by.

I believe 2005 is going to be a banner year for the Guild. Increased membership, increased focus on member benefits and an increased awareness of the strength of membership will be seen this year. The awards given in December are an indication of our focus on you the member and that trend will continue.

Special Note:

We lost some friends in 2004, and I would like to take this time to pass on my condolences and respect to all their families and offer remembrance to them. Please keep your hearts open and remember all the good that has been done by those who are no longer with us.

2 X 4 Contest



Ken Sokol Made a canary cage. His wife, Debbie, raises canaries. Ken used a two by four piece of pine and used the shavings in the bottom of the cage. It took three evenings to complete.



James Childress made a Wall Shelf. He had cove molding on top that was run with a Stanly #55 hand plane. Also the sides are mirror images which were hand sawn. He also made the back from the same two by four and used bead molding to complete it.



Bill Webb made a shelf for his mantle to use functionally. One of the things Bill tried to avoid was the knot in the wood. And that was one of the challenges.



Chuck Slagle made an old fashioned telephone two years ago for this event. This is the first year he could bring it in. Chuck is in the telephone business and made a 1920's candlestick phone. It was turned on a lathe.



David Roth made a Dove with an olive branch out of a two by four piece of maple. It was broken down into four two foot segments. Those segments were run through the band saw within a certain thickness.

The olive branch twig was burned to give it color and the leaves were stained with honey wheat. Also the backer board was made from the same piece of maple and was planed down to ¼ inch and joined together. The Dove was finished with a satin finish and the eye of the dove was finished in high gloss varnish.

Ken Sokol took First Place for 100.00

James Childress took Second Place for \$50.00


David Roth took Third Place for \$25.00

Congratulations to everyone!

A Book Report

Dave Kraatz

This Book should be a power tool!



I received a copy of **The Complete Illustrated Guide to Joinery** by Gary Rogowski as a Christmas gift and I have already read it through two times. This is a Taunton Press book and as usual, the presentation, photography, content and editing are peerless, but this book should be reclassified as a power tool in your workshop.

This book is an excellent guide to mastering all of the common woodworking joints and is truly meant to be in your workshop as a tool. This book explores several safe and practical ways to make each type of joint including with hand tools. If you feel limited because you do not have a certain machine to make a joint you can probably find a very suitable alternative method in this book.

The common tools for making each type of joint along with their set up is presented in detail with special twists that highlight the expertise and experience of the author. I recommend this as a necessary tool for the beginning as well as long experienced woodworkers because it can extend your choice of techniques across several machines and/or hand tools. There are no project plans included, but the book should make all of your projects easier. Give it a look and use it as power tool in your woodworking.

Thank You for the Recognition, Dave Kraatz

Thank your for recognizing me in the December meeting with the Leadership Award. I was totally surprised when Wayne spoke the accolades and then called my name. I was certain that I must have been dreaming, but it was true. I enjoy all of our Guild activities, but my favorites are mentoring, teaching and being involved in making special programs happen. Your recognition is the pinnacle of rewards.

For sale:

Wood:

I have probably 2-3 thousand board feet of rough-sawn, air dried lumber for sale. This lumber consists mainly of white oak and walnut with a little cherry and red oak. I thought perhaps some of your members might be interested in some or all of it. I'm not a dealer or saw mill. I intended to use the lumber myself but simply don't have the time. I am located about 20 miles east of Kansas City.

Larry Bowling 5300 N. Koger Rd. Sibley, Mo. 64088

Phone: 816-650-3670

Cell: 816-803-0560

E-Mail: lindaandlarry1@juno.com

Power tool: Shaper:

Grizzly Model G 1035 1 ½ Horse Power
With Mobil base and wheel locks
110 or 220 volts Speeds 7,000 or 10,000
Seven sets of knives - Instruction Manual
\$17.00 Shaper Handbook
Have all hold-downs, protractor, etc.
Excellent shape

Sells for \$425.00 plus \$55.00 Shipping in Grizzly Catalog Asking for \$250.00 Contact David Roth at 913-338-2433

Special Member Benefit from:

Plans NOW

Join the PlansNOW Treasure Hunt and win TOOLS!
Visit PlansNOW.com and click on the PlansNOW Pirate for details.

And while you're there, use your 15% discount on all the plans and techniques in the store.

Your e-coupon word is: KCGuild

Read more about our newest Sponsor on our web site or visit them at: **www.PlansNOW.com**

A REALITY CHECK

Fred Chael President / Secretary Emeritus

In early November, I received a call from Turning Point which is a support group for cancer victims. The organization requested 40 "shadow boxes" for their children's retreats during the year 2005. These are the same boxes which the guild has supplied to Hospice for many years for their "grief camps."

In all probability, with help on assembly from the guild, I can assure Turning Point that their needs for 2005 will be met. The same is true for the production of "dragsters" for December delivery to United Way.

However, having reached the "four-score" birthday milestone, the reality is I won't be here too many more years to oversee these projects. Therefore, I'd like to begin "partnering" with younger Guild members to assure their continuation. This will permit me to slowly phase out of managing these projects, while simultaneously assuring their continuity. I want to remain active in these projects, but I want someone else to tell me what to do instead of my being in command.

While the "dragster" project is not as complex as the "grief-shadow box project", they are of equal importance to the guild and to the community. I've developed some "material maximizing" and "mass production" techniques for the shadow box components in particular which I'm eager to share with my successor.

Interested in leading either of these projects? If so, call me at (816) 561-9036, and let's talk about it. Meanwhile, I continue to remain grateful for the opportunity to serve the guild and my community.

Shop Safety**Issue:**

Well we had to chisel out wood for our dovetail joints for the coffee table my woodwork class was making.

I didn't know what to do and the teacher was busy so I just went ahead, chisel in one hand and my other hand on the wood. My hand slipped and the chisel cut straight through the web-

bing of my hand (the skin between the thumb and index finger). Blood went everywhere I had to go to the hospital and get 8 stitches put in my webbing.

It hurt so much and I nearly fainted from all the pain and blood.

Advice to other woodworkers:

Make sure you know what your doing and if your a beginner make sure you have a professional explain how to use the chisel.

Issue:

Shaving down a tenon with a 1/2 inch chisel i was holding the piece with my left hand while chiseling with my right.

Well I applied too much force and hit my left which required 4 stitches and just about every profanity. Went out that weekend to buy a 5 inch bench vise.

Advice to other woodworkers:

1. Use a clamp or vise.
2. If you are cutting towards your hand you WILL get cut

Issue:

8:01 Monday morning started scraping off excess glue off some chairs glued up Friday afternoon.

Left hand holding chisel, right hand stabilizing chair behind work area. Chisel slips and contacts right index finger - 8 stitches and 2 years later no feeling in about 60% of finger.

Advice to other woodworkers:

Use clamp to stabilize work or at a minimum keep fingers out of path of any tool.

Shop Tip

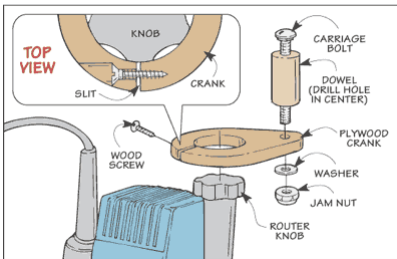
Smoother cuts with Band Saw Blades



One way to get a smoother curved cut with a band saw blade is to round the back edge with a "tuning" stone (available at www.Rockler.com or 800-279-4441). With a rounded back, there aren't any sharp corners

to get hung up on. Plus, it decreases wear on the blade. Start by grinding an angle on both back corners while the saw is running. Then carefully round the back.

Router Crank



The knob on my plunge router is small and hard to turn. To make it easier to use, I came up with a simple hand crank. The crank is nothing more than a piece of ply-

wood with a large hole to match the size of the knob, see drawing at right.

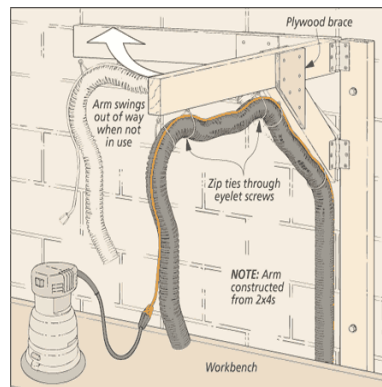
I cut a slit in the edge of the plywood crank and then used a screw to pinch the crank around the knob on the router, see detail. To make a handle for the crank, I drilled a hole lengthwise through a short wood dowel. Finally, a carriage bolt, washer, and jam nut secure the handle to the crank.

With this crank installed on my router, it's now a lot easier to make adjustments to the height of the bit

Cord and Hose Boom

In the past, the power cord and dust collection hose going to my workbench trailed across the floor creat-

ing an inconvenience and a hazard. So I thought of a simple way to get them off the floor and more easily accessible.



My solution is shown in the drawing at right. I built a simple hinged boom that I attached to the wall of the shop to carry both the power cord and the dust collection hose. When I need the cord and hose, I can

quickly swing the boom out over my workbench. When not in use, the boom folds flat against the wall, out of the way.

As you can see, the construction of the boom is simple and functional. I used 2x4s for the main parts and a scrap of plywood reinforces the knee brace. A pair of heavy, butt hinges allows the boom to swing on the support. Finally, the cord and hose are loosely fastened to the boom with zip ties threaded through eyelet screws.

Now, having a cord and hose underfoot and in the way is a thing of the past.

Printed by permission of: © August Home Publishing Co.
All rights reserved. For more tips like this, visit:
www.WoodworkingTips.com

Want to help cut guild monthly costs? Consider receiving the newsletter via email. It is faster and comes in color. If you are interested, please send an email to Wayne Wainwright at: wwrig@kc.rr.com, or add your email to the Attendance list at the monthly meetings.

Newsletter Deadline: 1st of the month:

Please send all submissions for articles, tips, want ads announcements and anything else to Wayne Wainwright: 816 453-1073 email: wwrig@kc.rr.com
4214 N Brighton Ave KC, MO. 64117

Member of the Month

Frank Layne

Brian Kemp

Don't work when you are tired.


As you can see from his work, Frank knows what he is talking about when he talks about woodworking! Know his work by seeing some of it here and on our web site.

<http://www.kcwoodworkersguild.org>

and click on the "Featured Member" link to read about Frank and his work. I think you will be pleasantly surprised to see the quality of work coming out of Frank's shop.

Thanks Frank for allowing us to feature you this month

What is your favorite wood to use and why?



Do you know member Frank Layne? For the quality of the woodworking he does, it is amazing to think he has only been doing it for 9 years!

Frank is an excellent woodworker as evidenced by the many projects he has shown at Show and Tell. Frank loves to work with

Cherry. He says it is easy to work with, is a hard wood and finishes great!

Over the years, Frank has participated in Guild Shows and has gone on just about all the trips offered since he has been a member.

When asked about his woodworking, Frank offers the following:

Favorite style of woodworking:

Mission / Arts & Craft

Favorite Hand Tool:

Good clamps - and lot's of them!

Favorite Power Tool:

Biscuit Jointer - Makes it easy to align lumber - dowels are hard to align.

Favorite project:

Cherry Chafing Cabinet

Best Deal:

Compound Miter Saw - \$5 raffle from the Guild


Favorite Guild Activity:

Going on trips and doing Shows

Shop Tip:



The Christmas Party





P.O. Box 413922
 Kansas City, MO. 64141

Meeting Minutes

Current Budget: \$3,201

Raffle:

Chris Kunzle won the first raffle item and donated it to Holly, Bill Fitzgibbons won the sander, Mike Jones won the chisel set, Merle Krugman won the Drill Doctor, Howard Johnson won the laser set, Walter Caplinger won the large clamps, Wayne Suter won the pocketknives, Dan Hurley won the small set of clamps, David Bennet won the three-way extension cord, Debra Johnson won a 33-piece screwdriver set, Darrell Davis won the mixed peanuts, Mel Hudson won a workshop brush, Ken Grainger won the tarp and Jim Bany won a set of gloves

Show and Tell:



Merle Krugman:
 brought in 36 Christmas Tree Ornaments made from red oak, and was finished with tung oil. The challenges were the intricate. Merle also had the ornaments displayed on a tree.



Tim Helfrich:

brought in a bird feeder made from cedar.



Aaron Menning:

brought in a shaker end table made from cherry. And had a lye and water finish.

Jim Bany:

brought in an assortment of picture frames made from walnut and maple. The points of interest are the half lap miters.



Jim also brought in cutting boards made from walnut and maple.



Frank lane brought in a clock made from cherry and maple.

Calendar

Executive Meetings, 7:00pm Kansas City Public Library 1410 W 10th St. KC MO 64105

Guild meetings, 7:00 p.m., Jacob's Well Church, 1617 W. 42nd St., To reach us "during the meetings, call: KCMO. (816) 561-8177

Executive Meetings

Guild Meetings

2005

January 12th
 February 9th
 March 9th
 April 13th
 May 12th
 June 8th
 July 13th
 August 10th
 September 14th
 October 12th
 November 9th
 December 14th

January 19th
 February 16th
 March 16th
 April 20th
 May 18th
 June 15th
 July 20th
 August 17th
 September 21st
 October 19th
 November 16th
 December 21st

All members are welcome at any board meeting. A call to one of the Officers is all that is necessary.